



US007003823B1

(12) **United States Patent**
Reed et al.

(10) **Patent No.:** **US 7,003,823 B1**
(45) **Date of Patent:** **Feb. 28, 2006**

(54) **CRIB SAFETY NET**

(75) Inventors: **Philip A. Reed**, Virginia Beach, VA (US); **Montessa L. Reed**, Virginia Beach, VA (US)

(73) Assignee: **Crib Saftey Net, LLC**, Virginia Beach, VA (US)

(*) Notice: Subject to any disclaimer, the term of this patent is extended or adjusted under 35 U.S.C. 154(b) by 14 days.

(21) Appl. No.: **11/019,878**

(22) Filed: **Dec. 22, 2004**

(51) **Int. Cl.**
A47D 7/00 (2006.01)

(52) **U.S. Cl.** **5/424; 5/946; 5/416**

(58) **Field of Classification Search** **5/47, 5/424, 414, 416, 93.1, 946**
See application file for complete search history.

(56) **References Cited**

U.S. PATENT DOCUMENTS

- 2,566,790 A 9/1951 Bloomfield
- 2,586,247 A 2/1952 Mover
- 2,881,778 A 4/1959 Goldman
- 3,165,760 A 1/1965 Abajian
- 4,370,765 A 2/1983 Webber
- 4,641,387 A 2/1987 Bondy et al.
- 4,862,534 A 9/1989 Gomez-Marcial
- 5,010,611 A 4/1991 Mallett
- D365,957 S 1/1996 Ferrari
- 5,533,715 A 7/1996 Dandrea
- 5,577,276 A 11/1996 Nichols et al.
- 5,727,265 A 3/1998 Ziegler et al.

- 5,881,408 A 3/1999 Bashista et al.
- 5,926,873 A 7/1999 Fountain
- 6,067,676 A 5/2000 Carnahan et al.
- 6,170,101 B1 1/2001 McCloud
- D444,329 S 7/2001 Newman
- 6,263,894 B1 7/2001 LaMantia
- 6,401,281 B1 * 6/2002 Younge 5/663
- 6,421,857 B1 7/2002 Whatman et al.
- 6,434,767 B1 8/2002 Welsh, Jr.
- 6,510,570 B1 1/2003 Hartenstine et al.
- 6,550,083 B1 * 4/2003 LaMantia 5/97

OTHER PUBLICATIONS

One Step Ahead; Spring Preview 2004 Catalog; p. 28.

* cited by examiner

Primary Examiner—Heather Shackelford

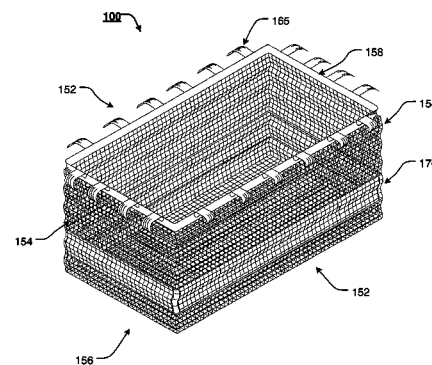
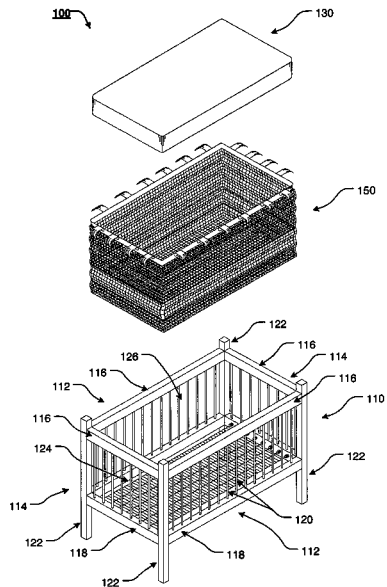
Assistant Examiner—Fredrick Conley

(74) *Attorney, Agent, or Firm*—Bowman Green Hampton & Kelly, PLLC

(57) **ABSTRACT**

A crib safety net, which is securable to an open-top interior space of a crib, comprising one or more side panels coupled relative to each other, wherein the side panels form vertical panels of the crib safety net, wherein the side panels are capable of substantially covering the side walls of the open-top crib interior space, and wherein the side panels each include a top edge portion, and a bottom panel substantially perpendicularly coupled relative to the side panels, wherein the bottom panel forms a horizontal panel of the crib safety net, wherein the bottom panel is capable of substantially covering the support surface of the open-top crib interior space, and wherein the bottom panel is capable of being at least partially covered by a crib mattress.

21 Claims, 7 Drawing Sheets



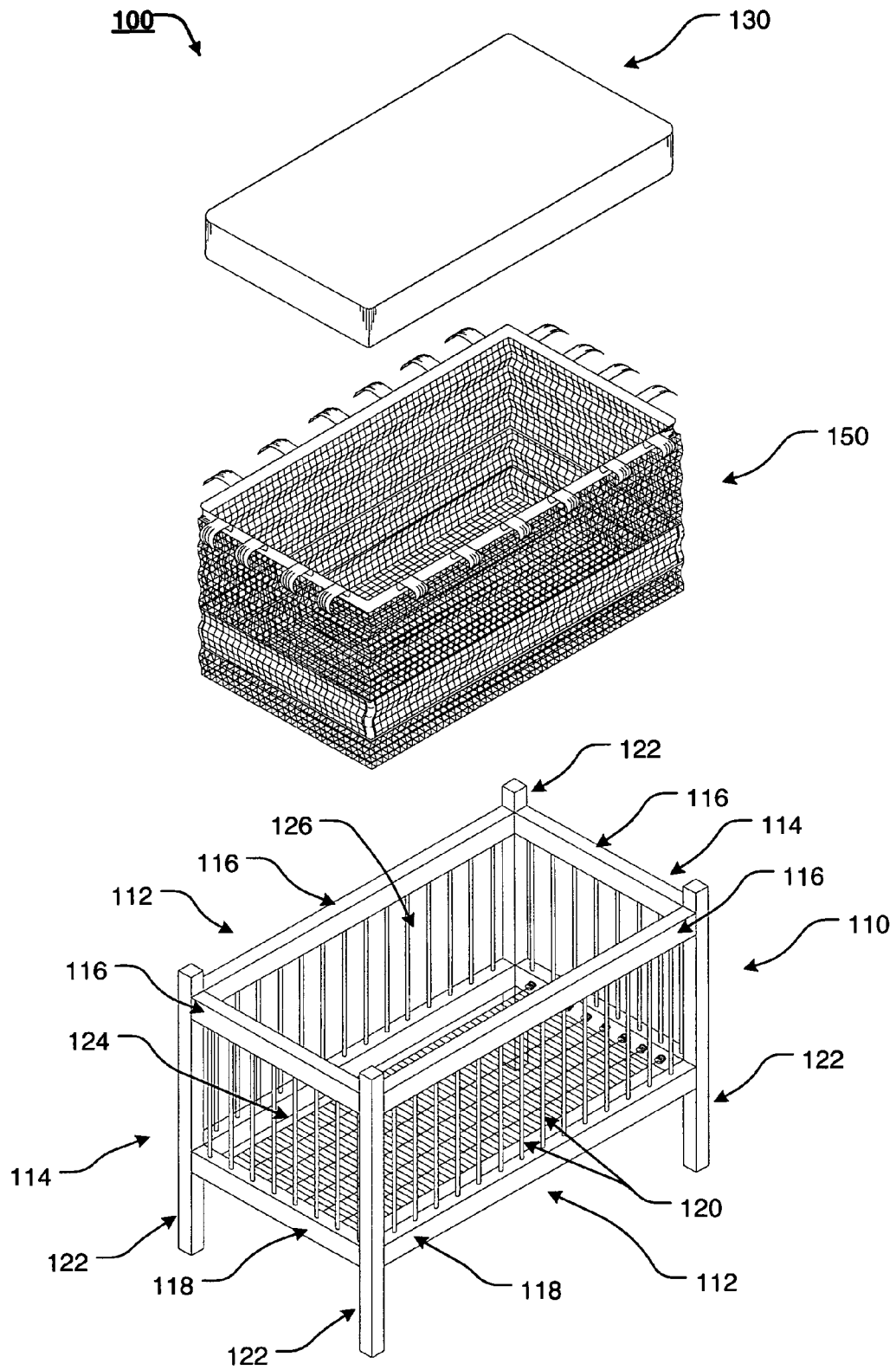


FIG. 1

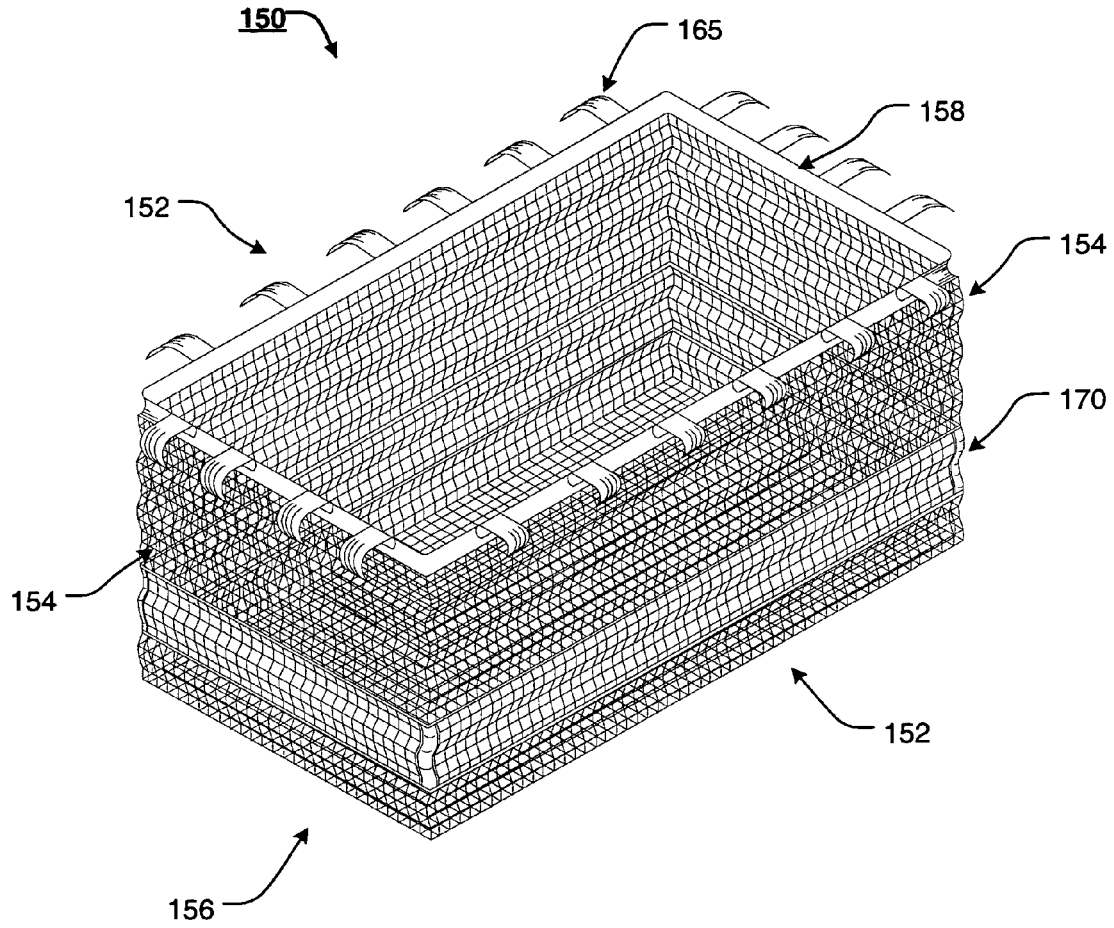


FIG. 2

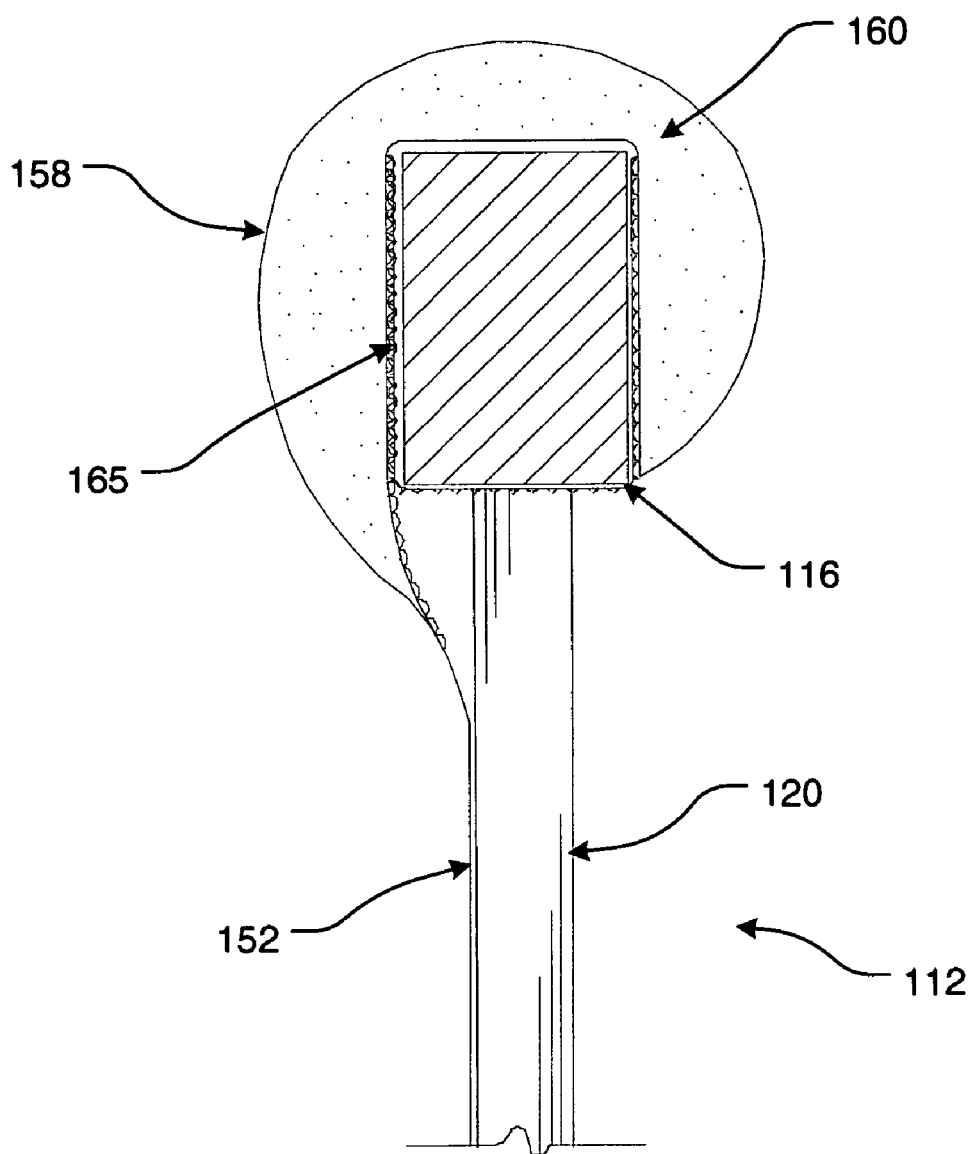


FIG. 3

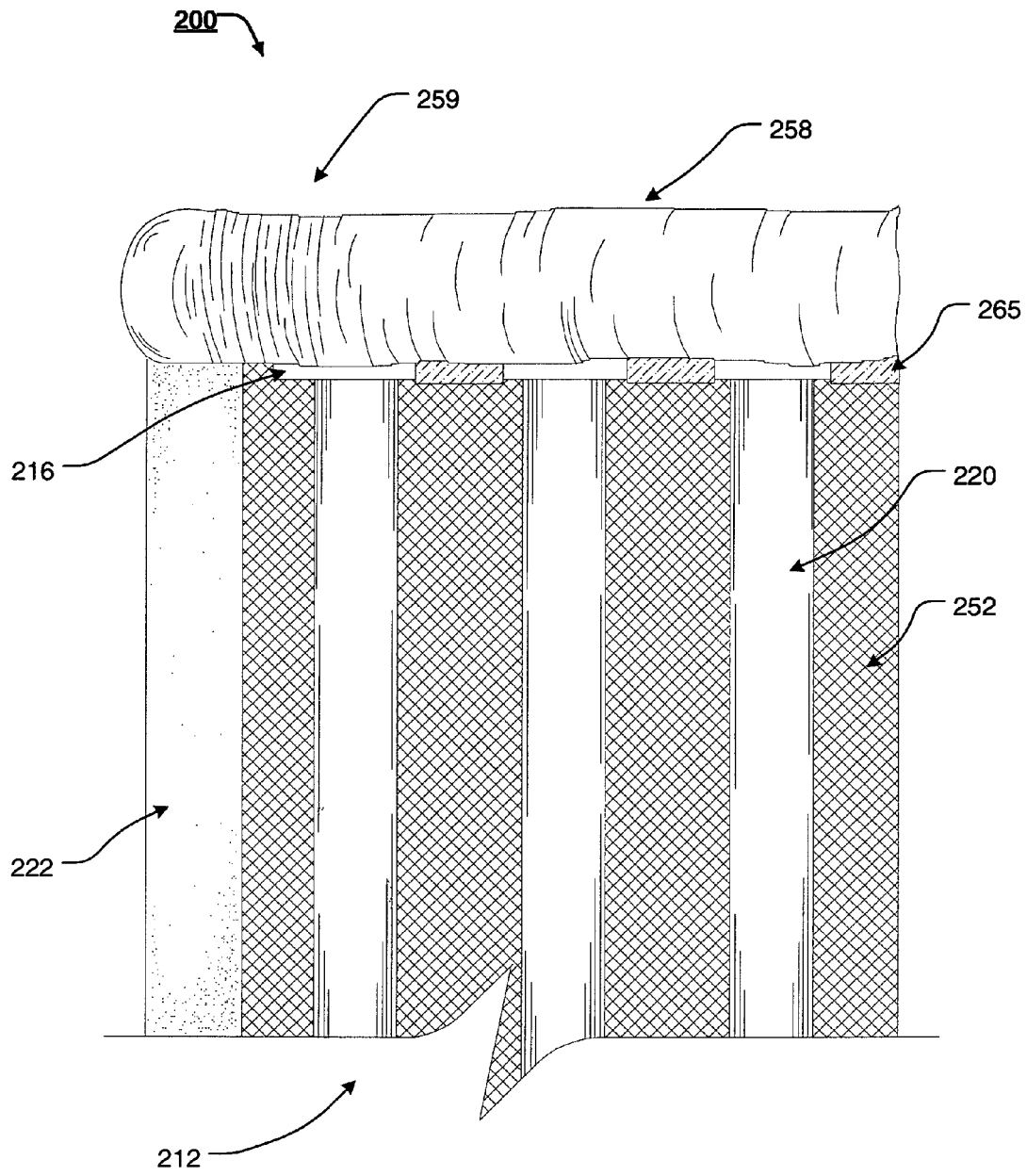


FIG. 4

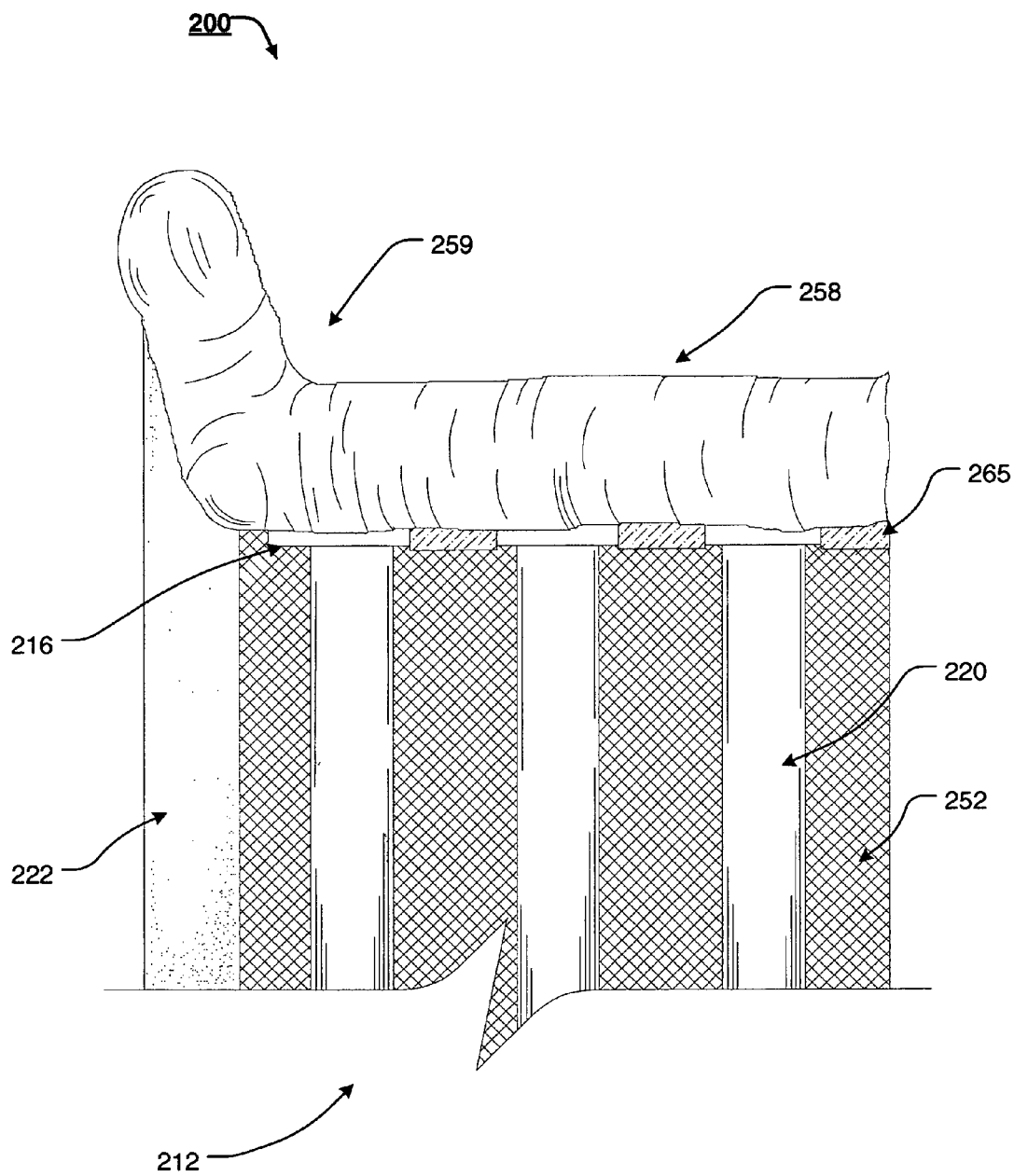


FIG. 5

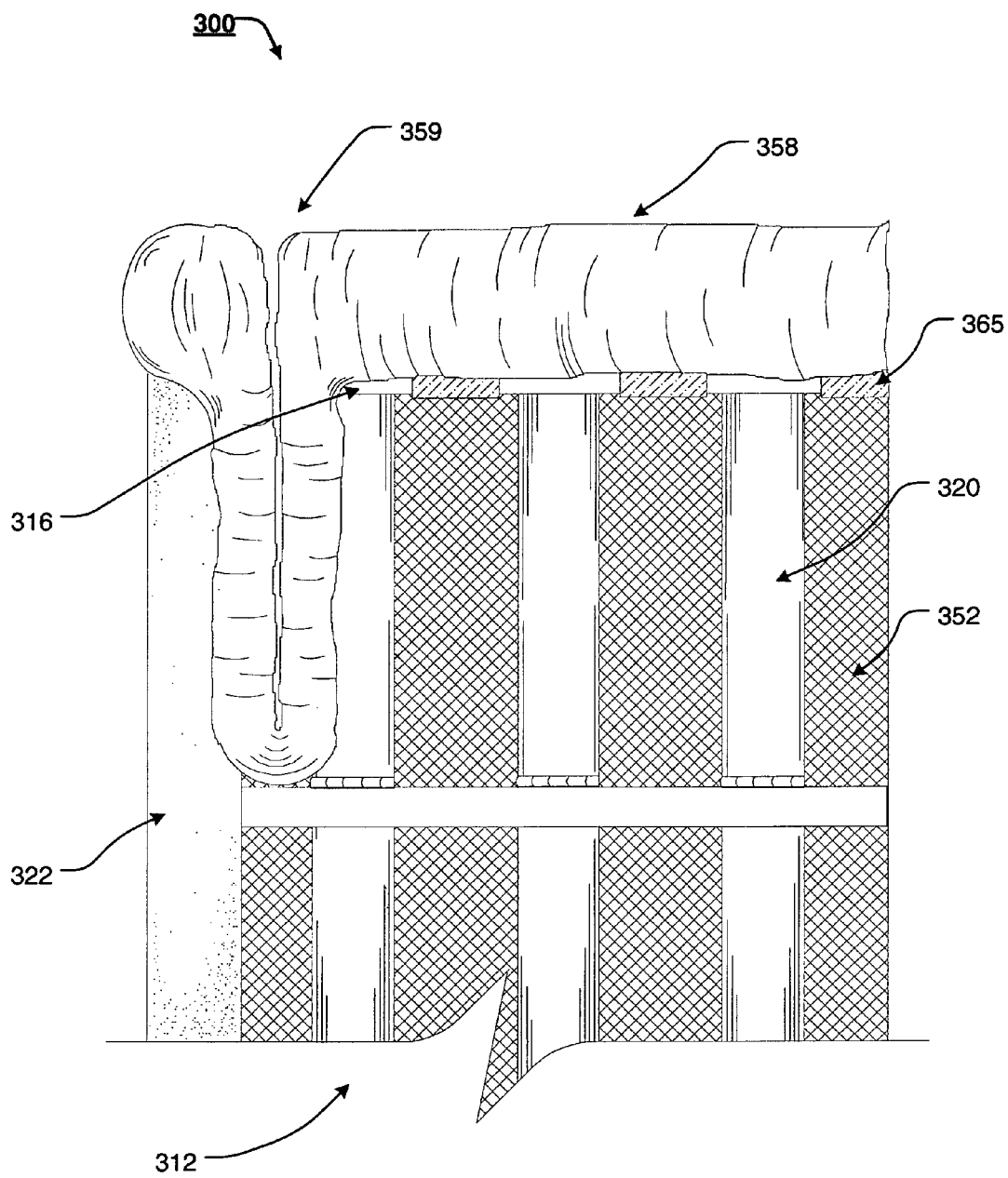


FIG. 6

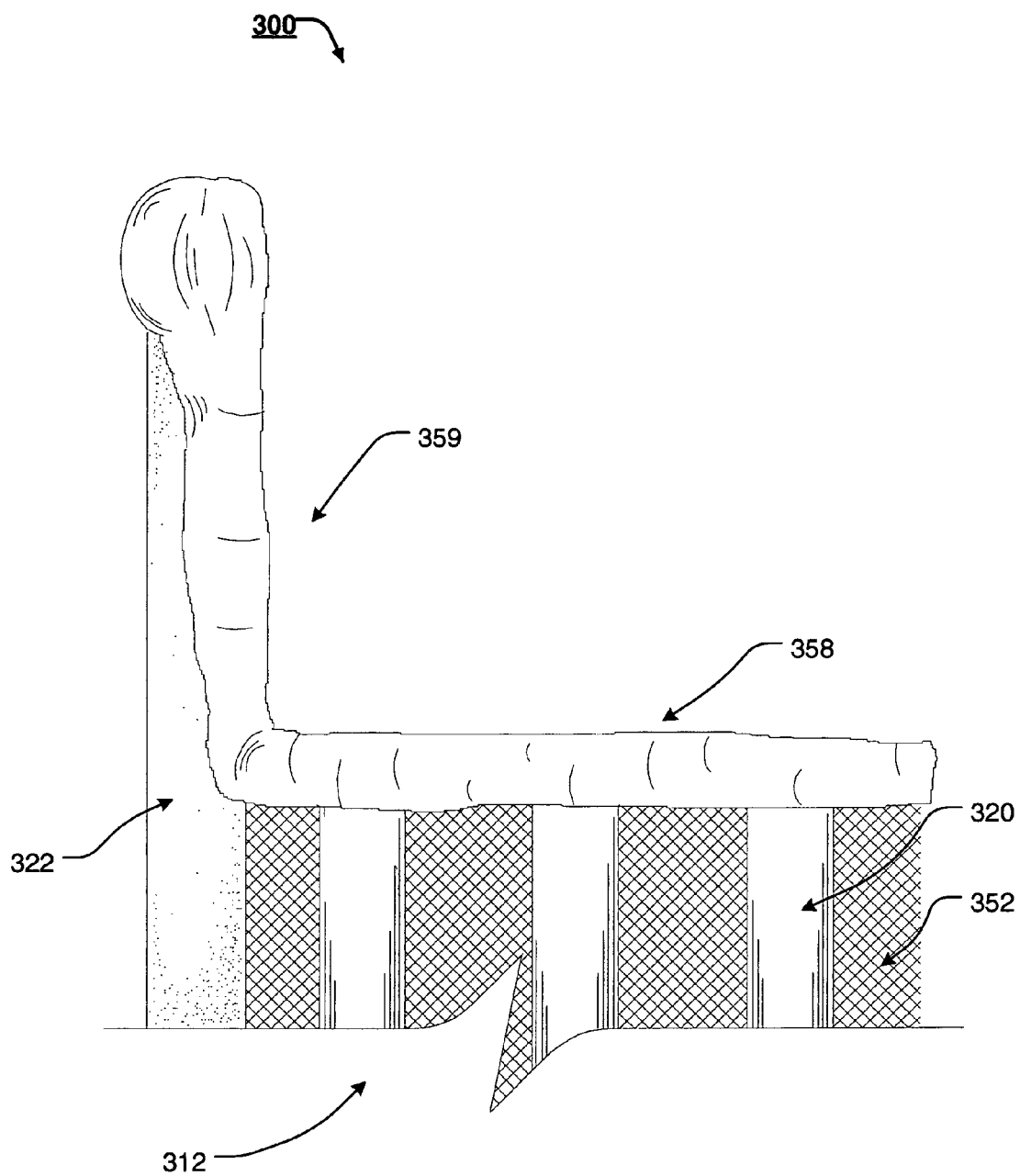


FIG. 7

CRIB SAFETY NET**BACKGROUND OF THE INVENTION**

1. Field of the Invention

This invention relates generally to infant and baby crib products. In particular, the present invention relates to infant and baby crib safety nets.

2. Description of Related Art

Infant and baby cribs are traditionally designed with two side walls and two end walls that are made up of slats and/or panels connected together via top and bottom rails. The side walls and end walls are generally joined at the corners by legs that begin proximate the top rail and extend below the bottom rails. Generally, a crib mattress rests on a spring-supported surface that is fastened to the bottom rails.

At least a portion of one of the side walls of the crib can typically drop down or swing out to provide easier access to and from the crib.

This conventional crib design is rigid and is typically sufficient to keep an infant placed within the crib from rolling out, while allowing for sufficient air flow to the infant.

SUMMARY OF THE INVENTION

Unfortunately, because of the current design and construction of baby or infant cribs, infants can roll into hard surfaces or have limbs become stuck in the openings. Additionally, top rails are hard on teeth and could possibly splinter if infants teeth on the rails.

Designs that were created to address some of these safety issues have shortcomings. For example, traditional bumper pads that tie to crib slats offer protection from hard surfaces but can allow infants to become entangled and can also be used as a step by toddlers.

This invention relates to protective crib liners. More specifically, this invention is drawn to a net that protects children from becoming entangled in the slats or hardware of a crib, from rolling into hard surfaces, and from self-injury inflicted by teething on the top rails.

In an illustrative, non-limiting embodiment of this invention, the crib safety net comprises a lining for a baby, infant, or toddler crib that comprises end and side panels sewn together and attached to a bottom panel. The top of the crib safety net may be attached to the crib rails via, for example, hook and loop fasteners. The bottom of the crib safety net is held in place by the crib mattress. The seamless design of the crib safety net protects children from becoming wedged in crib slats or hardware.

In an illustrative, non-limiting embodiment of this invention, the crib safety net also includes a sleeve or compartment around the perimeter, above the mattress, which allows insertion of a bumper pad. By inserting a bumper pad in a sleeve around the perimeter of the crib safety net, the bumper pad is kept taught and in place and the possibility of an infant becoming entanglement in the bumper pad is eliminated. Likewise, the climbing dangers associated with traditional bumper pads are reduced as the crib safety net also reduces the potential for a toddler to use the bumper pads as a step.

Finally, the crib safety net also includes a pad sewn or formed around the top of the crib safety net that attaches, via, for example, hook and loop fasteners, to the rails. This feature helps protect children when teething and works with crib designs that have side walls, which slide or flip open.

Accordingly, this invention provides a crib safety net, which is capable of preventing infants from having their limbs entangled in crib slats or hardware.

This invention separately provides a crib safety net, which provides a sleeve around a perimeter of the safety net for the insertion of a bumper pad.

This invention separately provides a crib safety net, which includes a pad coupled along the top perimeter of the entire net.

This invention separately provides a crib safety net, which reduces the potential of injury to a baby, infant, or toddler in the crib.

These and other features and advantages of this invention are described in or are apparent from the following detailed description of the exemplary embodiments.

BRIEF DESCRIPTION OF THE DRAWINGS

The exemplary embodiments of this invention will be described in detail, with reference to the following figures, wherein like reference numerals refer to like parts throughout the several views, and wherein:

FIG. 1 shows an exploded perspective view of an exemplary embodiment of a crib safety net as the crib safety net fits in relation to an exemplary infant crib and an exemplary crib mattress, according to this invention;

FIG. 2 shows a more detailed perspective view of an exemplary embodiment of the crib safety net, according to this invention;

FIG. 3 shows a cross-sectional view of an exemplary embodiment of the crib safety net coupled to a crib rail via safety net attachment means, according to this invention;

FIG. 4 shows a more detailed front view of a second exemplary embodiment of the top edge portion that highlights how the top edge portion gathers at the point where the side wall opens on a crib with a sliding side wall, when the side wall is in a closed position, according to this invention;

FIG. 5 shows a detailed front view of the second exemplary embodiment of the top edge portion of FIG. 4 on a crib with a sliding side wall, wherein the sliding side wall is in a lowered position and the top edge portion is expand, according to this invention;

FIG. 6 shows a more detailed front view of a third exemplary embodiment of the top edge portion that highlights how the top edge portion gathers at the point where the side wall opens on a crib with a hinged side wall, when the hinged side wall is in a closed position, according to this invention; and

FIG. 7 shows a detailed front view of the third exemplary embodiment of the top edge portion of FIG. 6 on a crib with a hinged side wall; wherein the hinged side wall is in an open position and the top edge portion is expand, according to this invention.

DETAILED DESCRIPTION OF AN EXEMPLARY EMBODIMENT

For simplicity and clarification, the design factors and operating principles of the crib safety net according to this invention are explained with reference to various exemplary embodiments of a crib safety net according to this invention. The basic explanation of the design factors and operating principles of the crib safety net is applicable for the understanding, design, and operation of the crib safety net of this invention.

FIG. 1 shows an exploded perspective view of an exemplary embodiment of a crib safety net 150 as the crib safety

net **150** fits in relation to an exemplary infant crib **110** and an exemplary crib mattress **130**, according to this invention. FIG. 2 shows a more detailed perspective view of the exemplary embodiment of the crib safety net **150**, according to this invention.

As shown in FIG. 1, the infant crib **110** comprises at least some of two opposing side walls **112** and two opposing end walls **114**.

Each side wall comprises a top rail **116**, a bottom rail **118**, and a plurality of spaced apart panels, bars, or slats **120** held between the top rail **116** and the bottom rail **118**. The side walls **112** and the end walls **114** are maintained in place by four legs **122**.

A support surface **124** is suspended within the crib **110** and typically supports a crib mattress **130**.

The combination of side walls **112**, end walls **114**, and support surface **124** create an open-top crib interior space **126**.

It should be appreciated that such cribs are well known in the art.

As also shown in FIG. 1, and in greater detail in FIG. 2, the crib safety net **150** comprises two opposing side panels **152**, two opposing end panels **154**, and a bottom panel **156**. In various exemplary embodiments, the two opposing side panels **152** and two opposing end panels **154** comprise individual panels that are sewn, fused, attached, or otherwise coupled to form vertical panels of the crib safety net **150**. In various exemplary embodiments, the two opposing side panels **152** and two opposing end panels **154** may be formed of one, substantially continuous loop of material, which forms the vertical panels of the crib safety net **150**.

The vertical panels of the crib safety net **150** are sewn, fused, attached, or otherwise coupled to the bottom panel **156** to form the crib safety net **150**.

In various exemplary embodiments, the two opposing side panels **152**, the two opposing end panels **154**, and the bottom panel **156** may be formed of one, substantially continuous portion of fabric or material, which forms the crib safety net **150**.

The combination of the opposing side panels **152**, the opposing end panels **154**, and the bottom panel **156** create an open-top crib safety net **150**.

In various exemplary embodiments, the two opposing side panels **152** and the two opposing end panels **154** are designed to have approximately the same dimensions as corresponding side and end walls of the interior of a standard crib. Likewise, the bottom panel **156** is designed to have approximately the same dimensions as corresponding mattress support surface of a standard crib.

In this manner, the two opposing side panels **152** and the two opposing end panels **154** are capable of substantially covering the two opposing side walls **112** and the two opposing end walls **114** of the open-top crib interior space **126** and the bottom panel **156** is capable of substantially covering the support surface **124** of the open-top crib interior space **126**.

In various exemplary, non-limiting embodiments of the crib safety net **150**, each of the opposing side panels **152** and the opposing end panels **154** includes a top edge portion **158**. The top edge portion **158** comprises an elastic, stretchable, or non-elastic, non-stretchable material and is of a sufficient dimension to at least partially cover the top rail **116** of the opposing side walls **112** and opposing end walls **114** of the exemplary crib **110**.

In various exemplary embodiments, the top edge portion **158** includes a padded portion **160** that is permanently or removably attached to the top edge portion **158**. The padded

portion **160** may comprise a material, such as, for example, foam, which will provide padding qualities to the top edge portion **158**.

In various exemplary embodiments, the side panels and/or bottom panel comprise an open mesh weave having a mesh size, which is capable of preventing a baby's arm, leg, hand, or possibly even finger from passing through the mesh while still providing sufficient air flow and allowing a caregiver to see the baby through the mesh material. In various exemplary embodiments, the side panels and/or bottom panel comprise a lightweight fabric or other material and may include mesh, netting, net material, woven fabrics, sheet fabrics, nylon, spandex, vinyl, Polyvinyl Chloride (PVC), neoprene, or the like. Additionally, the side panels may be made of any flexible and/or elastic material and may stretch. Alternatively, the side panels may be formed from multiple materials. The fabric may be water-resistant and durable enough to withstand the wear and tear associated with a crib safety net that is appropriate for use in a baby, infant, or toddler crib. In various exemplary embodiments, the side panels may include a cushion material.

It should be appreciated that the terms fabric and material are to be given their broadest meanings and that the particular fabric or material used to form the side panels are a design choice based on the desired appearance, wearability, and/or functionality of the crib safety net **150**.

In various exemplary embodiments, the crib safety net **150** is removably positioned within the crib interior space **126** of the exemplary crib **110**. The top edge portion **158** of each of the opposing side panels **152** and the opposing end panels **154** is secured along the rail **116** of the opposing side walls **112** and opposing end walls **114** of the exemplary crib **110** by means of a safety net attachment means **165**. In various exemplary embodiments, the safety net attachment means **165** may comprise a hook and loop fastener, such as Velcro. It should be appreciated that, in various exemplary embodiments the safety net attachment means **165** may be secured along the rail **116** of the opposing side walls **112** and opposing end walls **114** of the exemplary crib **110** by one or more attachment means or releasable fasteners, such as, for example, male/female snap-release buckles, zippers, buttons, snaps, or other fastening, closure, or attachment means known by those skilled in the art. Alternatively, the crib safety net **150** may be removably fitted within the crib interior space **126** of the exemplary crib **110** without being secured along the rail **116** of the opposing side walls **112** and opposing end walls **114** of the exemplary crib **110**.

The bottom panel **156** rests atop the support surface **124** and the crib mattress **130** is placed atop the bottom panel **156**. Thus, the bottom panel **156** is maintained in place on the support surface **124** by the crib mattress **130**.

In various exemplary embodiments, the crib safety net **150** further comprises a compartment **170** constructed so as to allow a conventional bumper pad to be held within the compartment **170**. The compartment **170** is located around the perimeter of the crib safety net **150**, in a position that is above the crib mattress **130**. At least one opening is formed in the compartment **170**, for example, in the corners of the compartment **170**, such that a bumper pad may be inserted and/or removed from the compartment **170**.

In this manner, a bumper pad may be held or maintained in a desired position within the crib safety net **150** and, ultimately, the crib interior space **126** of the exemplary crib **110**.

At least a portion of the compartment **170** may be formed of the same material as the other portions of the crib safety net **150** or at least a portion of the compartment **170** may be

5

formed of a material that is different from the remaining portions of the crib safety net **150**.

FIG. **3** shows a cross-sectional view of an exemplary embodiment of the crib safety net **150** coupled to a crib rail **116** via the safety net attachment means **165**, according to this invention. As shown in FIG. **3**, the safety net attachment means comprise hook and loop fasteners, which secure the crib safety net **150**, and, more specifically, the top edge portion **158** to the crib rail **116**.

In this exemplary embodiment, one side of the hook and loop fastener is sewn along the entire perimeter on the underside of the top edge portion **158**. The other side of the hook and loop fastener will be in the form of movable strips. The movable strips will attach to the underside of the top edge portion **158**, stretch under the rail **116**, and again attach to the underside of the top edge portion **158**. The strips are not sewn to the top edge portion **158** in order to allow the crib safety net **150** to work with cribs that have slats **120** of varying configurations.

FIG. **4** shows a more detailed front view of a second exemplary embodiment of a crib safety net **250**, according to this invention. It should be appreciated that the crib safety net **250** includes similar elements to the crib safety net **150** and operates similarly to the crib safety net **150**, as discussed above with respect to FIGS. **1-3**. Likewise, it should also be appreciated that the crib safety net **250** operates with a crib **210**, wherein the crib **210** includes similar elements to the crib **110** and wherein the crib **210** operates similarly to the crib **110**, as discussed above with respect to FIGS. **1-3**.

However, as illustrated in FIG. **4**, the crib **210** includes at least one sliding side wall **212**, wherein the sliding side wall **212** is slideable between a closed position and a lowered position.

Thus, as further illustrated in FIG. **4**, the top edge portion **258** of the crib safety net **250** may gather at one or more points where the sliding side wall **212** opens, when the sliding side wall **212** is in a closed position.

As illustrated in FIG. **4**, at least a portion of the top edge portion **258** includes an elastic or more elastic portion **259**, which allows at least a portion of the top edge portion **258** to gather proximate a corner when the sliding side wall **212** is in a closed position. The elastic portion **259** maintains the top edge portion **258** and the side panel **252** taught when the sliding side wall **212** is in a closed position.

It should be appreciated that in various exemplary embodiments, the elastic or more elastic portion **259** may comprise the top edge portion **258** of at least one of the side panels **252**. In these exemplary embodiments, the elastic properties of the top edge portion **258** of at least one of the side panels **252** serve to maintain at least a portion of the top edge portion **258** taught when the sliding side wall **212** is in a closed position. Similarly, the elastic properties of the top edge portion **258** of at least one of the side panels **252** serve to allow at least a portion of the top edge portion **258** to stretch or expand when the sliding side wall **212** is lowered.

FIG. **5** shows a detailed front view of the second exemplary embodiment of the top edge portion **258** of FIG. **4** on a crib **210** with a sliding side wall **212**, wherein the sliding side wall **212** is in a lowered position and the top edge portion **258** is expanded, according to this invention. As illustrated in FIG. **5**, the elastic portion **259** allows at least a portion of the top edge portion **258** and the side panel **252** to stretch or expand when the sliding side wall **212** is lowered.

FIG. **6** shows a more detailed front view of a third exemplary embodiment of a crib safety net **350**, according to this invention. It should be appreciated that the crib safety

6

net **350** includes similar elements to the crib safety net **150** and operates similarly to the crib safety net **150**, as discussed above with respect to FIGS. **1-3**. Likewise, it should also be appreciated that the crib safety net **350** operates with a crib **310**, wherein the crib **310** includes similar elements to the crib **110** and wherein the crib **310** operates similarly to the crib **110**, as discussed above with respect to FIGS. **1-3**.

However, as illustrated in FIG. **6**, the crib **310** includes at least one hinged side wall **312**, wherein the hinged side wall **312** includes at least one hinge means **313**. The at least one hinge means **313** allows the at least one hinged side wall **312** to be operable between a closed position and an open position.

Thus, as further illustrated in FIG. **6**, the top edge portion **358** of the crib safety net **350** may gather at one or more points where the hinged side wall **312** opens, when the hinged side wall **312** is in a closed position.

As illustrated in FIG. **6**, at least a portion of the top edge portion **358** includes an elastic or more elastic portion **359**, which allows at least a portion of the top edge portion **358** to gather proximate a corner when the hinged side wall **312** is in a closed position. The elastic portion **359** maintains the top edge portion **358** and the side panel **352** taught when the hinged side wall **312** is in a closed position.

It should be appreciated that in various exemplary embodiments, the elastic or more elastic portion **359** may comprise the top edge portion **358** of at least one of the side panels **352**. In these exemplary embodiments, the elastic properties of the top edge portion **358** of at least one of the side panels **352** serve to maintain at least a portion of the top edge portion **358** taught when the hinged side wall **312** is in a closed position. Similarly, the elastic properties of the top edge portion **358** of at least one of the side panels **352** serve to allow at least a portion of the top edge portion **358** to stretch or expand when the hinged side wall **312** is open.

FIG. **7** shows a detailed front view of the third exemplary embodiment of the top edge portion **358** of FIG. **6** on a crib **310** with a hinged side wall **312**, wherein the hinged side wall **312** is in an open position and the top edge portion **358** is expanded, according to this invention. As illustrated in FIG. **7**, the elastic portion **359** allows at least a portion of the top edge portion **358** and the side panel **352** to stretch or expand when the hinged side wall **312** is open.

While this invention has been described in conjunction with the exemplary embodiments outlined above, it is evident that many alternatives, modifications, and variations will be apparent to those skilled in the art. For example, the embodiments of this invention have been described with reference to the exemplary crib and crib safety taking a generally rectangular shape. However, it should be appreciated that the crib safety net of this invention may be utilized in various other shapes and sizes, provided that the general shape and size of the crib safety net is substantially similar to the general shape and size of the interior of the crib or other enclosure in which it is to be used.

Additionally, the embodiments of this invention have been described with reference to the exemplary crib safety net comprising two opposing side panels and the two opposing end panels. However, it should be appreciated that the crib safety net of this invention may comprise one or more side panels coupled relative to each other, provided that the general shape, size, and number of side panels is substantially similar to the general shape, size, and number of walls of the crib or other enclosure in which it is to be used.

Such adaptations and modifications should and are intended to be comprehended within the meaning and range of equivalents of the disclosed exemplary embodiments.

It is to be understood that the phraseology of terminology employed herein is for the purpose of description and not of limitation. Accordingly, the foregoing description of the exemplary embodiments of the invention, as set forth above, are intended to be illustrative, not limiting. Various changes, modifications, and/or adaptations may be made without departing from the spirit and scope of this invention.

What is claimed is:

1. A crib safety net, which is securable to an open-top interior space of a crib, wherein the crib comprises side walls and a support surface defining an open-top crib interior space, and wherein the side walls include a top rail, comprising:

one or more side panels coupled relative to each other, wherein the side panels from vertical panels of the crib safety net, wherein the side panels are capable of substantially covering the side walls of the open-top crib interior space, and wherein the side panels each include a top edge portion, wherein each top edge portion is of a sufficient dimension to at least partially cover a top rail of the side walls of the crib;

a bottom panel substantially perpendicularly coupled relative to the side panels, wherein the bottom panel forms a horizontal panel of the crib safety net, wherein the bottom panel is capable of substantially covering the support surface of the open-top crib interior space, and wherein the bottom panel is capable of being at least partially covered by a crib mattress; and

a compartment constructed within at least a portion of at least one of the side panels, wherein the compartment is constructed so as to allow at least a portion of a bumper pad to be held within the compartment.

2. The crib safety net of claim 1, wherein the one or more side panels comprise two opposing side panels and two opposing end panels.

3. The crib safety net of claim 1, wherein the one or more side panels are sewn, fused, attached, or otherwise coupled to each other.

4. The crib safety net of claim 1, wherein the one or more side panels are formed of one, substantially continuous loop of material.

5. The crib safety net of claim 1, wherein the one or more side panels are sewn, fused, attached, or otherwise coupled to the bottom panel.

6. The crib safety net of claim 1, wherein the one or more side panels and the bottom panel are formed of ones substantially continuous portion of material.

7. The crib safety net of claim 1, wherein the side panels and/or bottom panel comprise an open mesh weave having a mesh size, which is capable of preventing a baby's arm, leg, hand, or finger from passing through the mesh.

8. The crib safety net of claim 1, wherein the side panels and/or bottom panel comprise multiple materials.

9. The crib safety net of claim 1, wherein the top edge portion comprises an elastic or stretchable material.

10. The crib safety net of claim 1, wherein the top edge portion comprises a non-elastic or non-stretchable material.

11. The crib safety net of claim 1, wherein the top edge portion comprises a padded portion that is permanently or removably attached to the top edge portion.

12. The crib safety net of claim 1, wherein the top edge portion of each of the side panels is capable of being releasably secured, via a safety net attachment means, along a portion of a rail of the crib.

13. The crib safety net of claim 12, wherein the safety net attachment means comprises a hook and loop fastener, Velcro, male/female snap-release buckles, zippers, buttons, snaps, or other equivalent fastening, closure, or attachment means.

14. The crib safety net of claim 1, wherein the compartment is positioned substantially above the crib mattress.

15. The crib safety net of claim 1, wherein at least a portion of the compartment is formed of the same material as the side panels of the crib safety net.

16. The crib safety net of claim 1, wherein at least a portion of the compartment is formed of a material that is different from side panels of the crib safety net.

17. The crib safety net of claim 1, wherein at least a portion of the top edge portion includes an elastic portion, which allows at least a portion of the top edge portion to stretch or expand when the sliding side wall is opened.

18. The crib safety net of claim 1, wherein at least a portion of the top edge portion includes an elastic portion, which allows at least a portion of the top edge portion to stretch or expand when the hinged side wall is opened.

19. A crib safety net, which is securable to an open-top interior space of a crib, wherein the crib comprises side walls and a support surface defining an open-top crib interior space, and wherein the side walls include a top rail, comprising:

one or more side panels coupled relative to each other, wherein the side panels form vertical panels of the crib safety net, wherein the side panels are capable of substantially covering the side walls of the open-top crib interior space, and wherein the side panels each include a top edge portion, wherein each top edge portion is of a sufficient dimension to at least partially cover a top rail of the side walls of the crib, and wherein the top edge portion of each of the side panels is capable of being releasably secured, via a safety net attachment means, along a portion of a rail of the crib; a padded portion attached to the top edge portion;

a bottom panel substantially perpendicularly coupled relative to the side panels, wherein the bottom panel forms a horizontal panel of the crib safety net, wherein the bottom panel is capable of substantially covering the support surface of the open-top crib interior space, and wherein the bottom panel is capable of being at least partially covered by a crib mass; and

a compartment constructed within at least a portion of at least one of the side panels, wherein the compartment is constructed so as to allow at least a portion of a bumper pad to be held within the compartment.

20. The crib safety net of claim 19, wherein the safety net attachment means comprises a hook and loop fastener, male/female snap-release buckles, zippers, buttons, snaps, or other equivalent fastening, closure, or attachment means.

21. A crib safety net, which is securable to an open-top interior space of a crib, wherein the crib comprises side walls and a support surface defining an open-top crib interior space, and wherein the side walls include a top rail, comprising:

one or more side panels coupled relative to each other, wherein the side panels form vertical panels of the crib safety net, wherein the side panels are capable of substantially covering the side walls of the open-top crib interior space, and wherein the side panels each

9

include a top edge portion, wherein each top edge portion is of a sufficient dimension to at least partially cover a top rail of the side walls of the crib, and wherein at least a portion of the top edge portion includes an elastic portion, which allows at least a portion of the top edge portion to gather when a side wall of the crib is in a closed position and allow at least a portion of the top edge portion to stretch or expand when the side wall is lowered or opened;
a bottom panel substantially perpendicularly coupled relative to the side panels, wherein the bottom panel forms

10

a horizontal panel of the crib safety net, wherein the bottom panel is capable of substantially covering the support surface of the open-top crib interior space, and wherein the bottom panel is capable of being at least partially covered by a crib mattress; and
a compartment constructed within at least a portion of at least one of the side panels, wherein the compartment is constructed so as to allow at least a portion of a bumper pad to be held within the compartment.

* * * * *