



US00D444329S

(12) **United States Design Patent**  
**Newman**

(10) **Patent No.:** **US D444,329 S**  
(45) **Date of Patent:** **\*\* Jul. 3, 2001**

(54) **PROTECTIVE NET FOR INFANTS COT**

(76) Inventor: **Terence Albert John Newman**, 36  
Gainsborough Avenue, Hinckley,  
Leicestershire LE10 OJB (GB)

(\*\*) Term: **14 Years**

(21) Appl. No.: **29/120,061**

(22) Filed: **Mar. 14, 2000**

(30) **Foreign Application Priority Data**

Sep. 17, 1999 (GB) ..... 2086699

(51) **LOC (7) Cl.** ..... **06-06**

(52) **U.S. Cl.** ..... **D6/503; D6/491**

(58) **Field of Search** ..... D6/390-395, 503,  
D6/491; 5/93.1, 99.1, 100, 663, 746, 424,  
425, 427, 428

(56) **References Cited**

**U.S. PATENT DOCUMENTS**

D. 365,957	*	1/1996	Ferrari	.....	D6/606
2,696,620	*	12/1954	Le Roy	.....	5/93.1
3,093,838	*	6/1963	Beasley	.....	5/100
4,359,792	*	11/1982	Dale	.....	5/100
5,881,408	*	3/1999	Bashista et al.	.....	5/663

\* cited by examiner

*Primary Examiner*—Janice E. Seeger

(74) *Attorney, Agent, or Firm*—Young Law Firm, P.C.

(57) **CLAIM**

The ornamental design for a protective net for infants cot, as shown.

**DESCRIPTION**

FIG. 1 is a perspective view of the protective net for infants cot, according to the present invention.

FIG. 2 is a front view of the protective net for infants cot, according to the present invention.

FIG. 3 is a rear view of the protective net for infants cot, according to the present invention.

FIG. 4 is a left side view of the protective net for infants cot, according to the present invention.

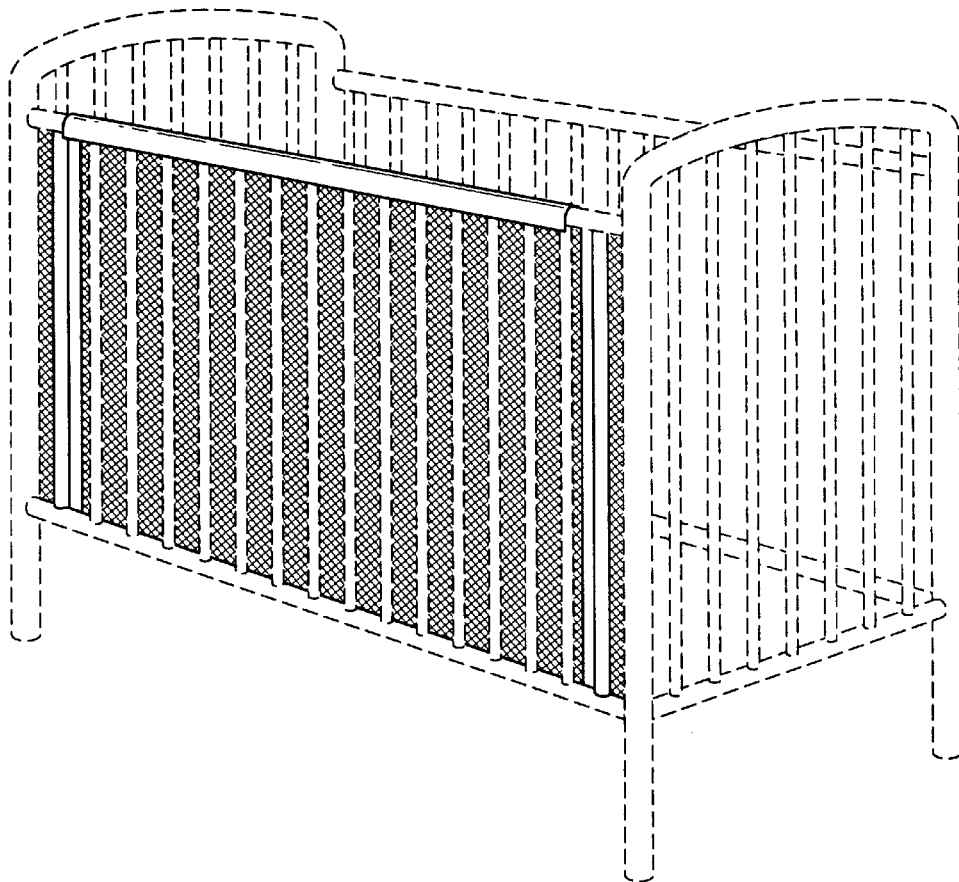
FIG. 5 is a right side view of the protective net for infants cot, according to the present invention.

FIG. 6 is a top view of the protective net for infants cot, according to the present invention; and,

FIG. 7 is a bottom view of the protective net for infants cot, according to the present invention.

The broken lines are for environmental purposes only and form no part of the claimed design.

**1 Claim, 3 Drawing Sheets**



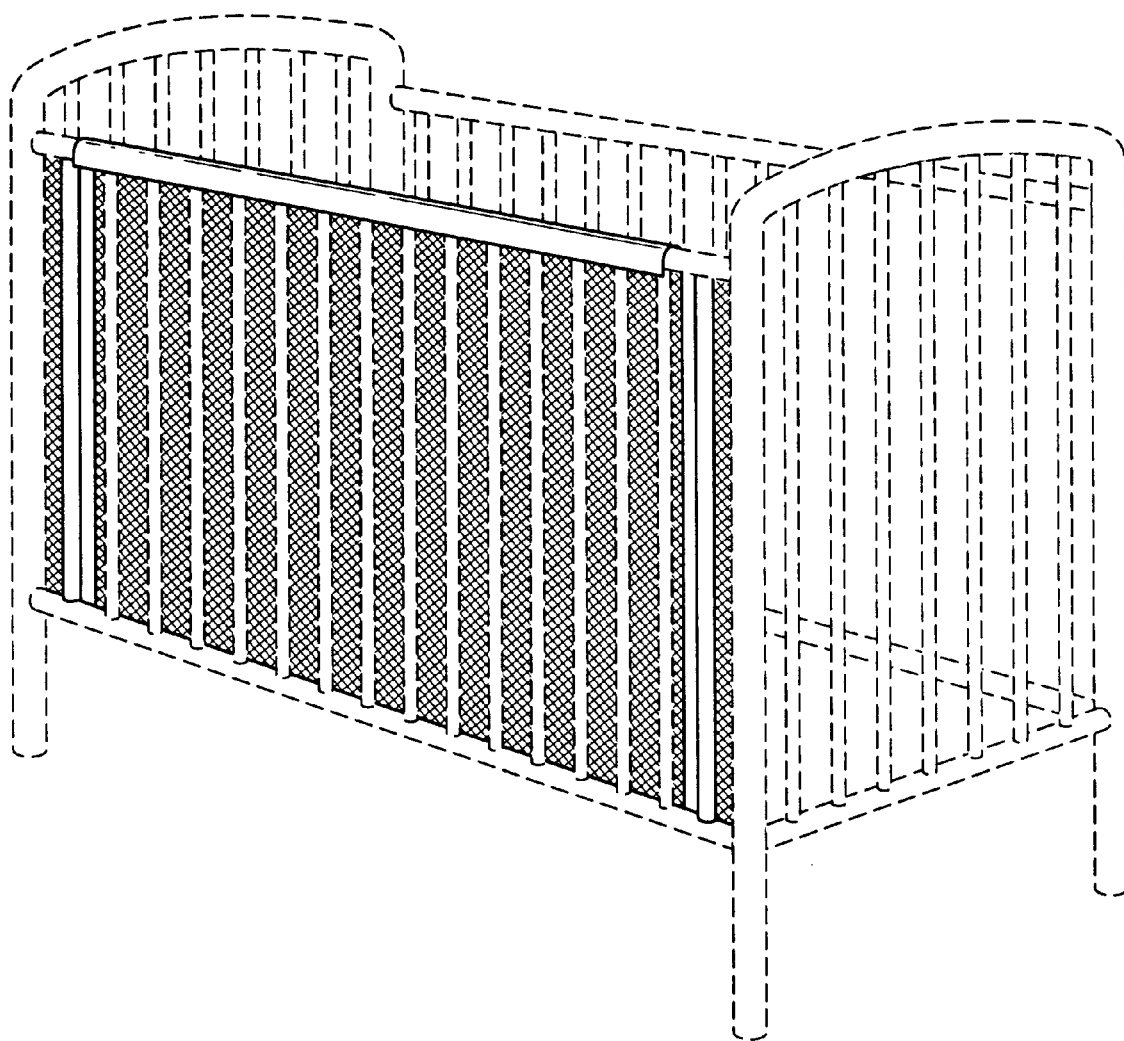


FIG. 1

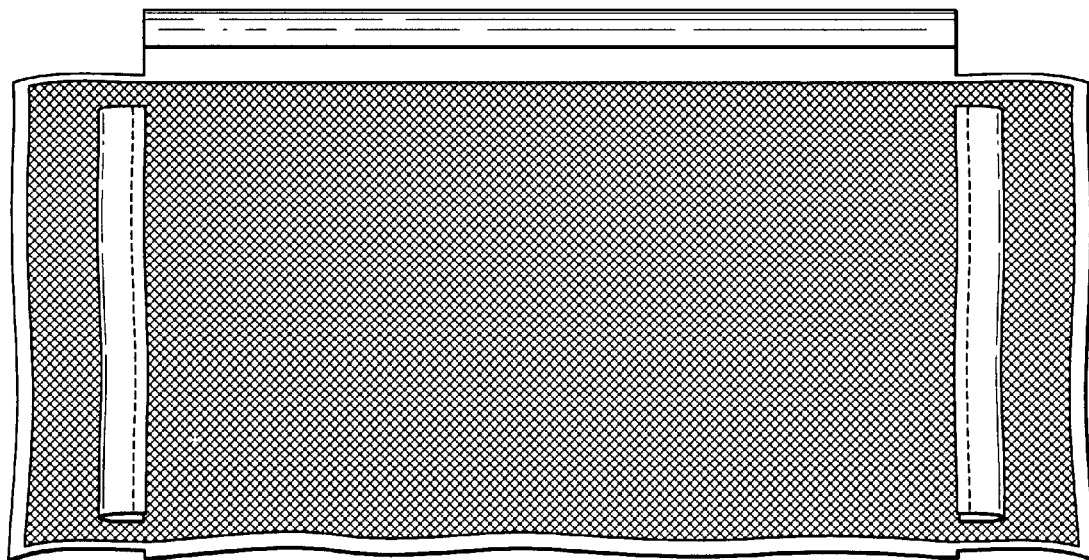


FIG. 2




FIG. 3



FIG. 4



FIG. 5




FIG. 6




FIG. 7